



























5 100m Individual Medley Women Final

























Official



















☰ Entries
☰ Heats
☑ Summary
📄

Total
13 years
14 years
15 years
16 and older

Rank	Competitor	Age	Club	RT	PTS	Result
1	Thompson Emily	16	Ice Breaker ...	0.72		1:09.37 -1.35 Entry: 1:10.72
	25m: 14.39	50m: 32.83 (18.44)	75m: 52.29 (19.46)			100m: 1:09.37 (17.08)
2	Scott Tessa	15	St Paul's S...	0.71		1:09.64 -3.31 Entry: 1:12.95
	25m: 14.07	50m: 31.70 (17.63)	75m: 53.01 (21.31)			100m: 1:09.64 (16.63)
3	Bell Sascha	17	Bay of Islan...	0.86		1:09.79 +0.31 Entry: 1:09.48
	25m: 14.34	50m: 32.33 (17.99)	75m: 53.65 (21.32)			100m: 1:09.79 (16.14)
4	Du Emma	14	Coast Swim...	0.61		1:10.38 -2.40 Entry: 1:12.78
	25m: 14.75	50m: 33.02 (18.27)	75m: 53.39 (20.37)			100m: 1:10.38 (16.99)
5	Spalding Indie	14	Porirua City...	0.75		1:10.58 -2.97 Entry: 1:13.55
	25m: 14.46	50m: 31.59 (17.13)	75m: 53.55 (21.96)			100m: 1:10.58 (17.03)
6	Bradford Lara	14	Wanaka Sw...	0.76		1:11.15 -1.03 Entry: 1:12.18
	25m: 14.90	50m: 32.50 (17.60)	75m: 53.46 (20.96)			100m: 1:11.15 (17.69)
7	Palmer Analiah	17	Papakura S...	0.75		1:11.19 -0.43 Entry: 1:11.62
	25m: 14.69	50m: 32.99 (18.30)	75m: 54.60 (21.61)			100m: 1:11.19 (16.59)
8	Salmons Alyssa	15	Liz van Weli...	0.73		1:11.84 +0.06 Entry: 1:11.78
	25m: 14.50	50m: 33.25 (18.75)	75m: 54.23 (20.98)			100m: 1:11.84 (17.61)
9	Marsden Tiana	16	Heretaunga...	0.71		1:11.97 -3.22 Entry: 1:15.19
	25m: 14.08	50m: 32.10 (18.02)	75m: 54.60 (22.50)			100m: 1:11.97 (17.37)
10	Li Zhongrui	14	Parnell Swi...	0.72		1:12.21 -0.22 Entry: 1:12.43
	25m: 15.33	50m: 33.01 (17.68)	75m: 54.62 (21.61)			100m: 1:12.21 (17.59)
		14		0.69		1:12.25 -1.20

11	 McManus Vanzin	 Club 37	Entry: 1:13.45
	25m: 14.53 100m: 1:12.25 (17.48)	50m: 31.90 (17.37) 75m: 54.77 (22.87)	
12	 D'Ath Nicola	15  St Peter's S... 0.68	1:12.26 -2.45 Entry: 1:14.71
	25m: 14.51 100m: 1:12.26 (18.12)	50m: 32.96 (18.45) 75m: 54.14 (21.18)	
13	 Welsh Charlotte	14  North Shore... 0.80	1:12.35 -3.54 Entry: 1:15.89
	25m: 14.53 100m: 1:12.35 (17.56)	50m: 32.37 (17.84) 75m: 54.79 (22.42)	
14	 Hill Lily	14  Aquabladz NP 0.78	1:12.68 -3.46 Entry: 1:16.14
	25m: 14.67 100m: 1:12.68 (17.00)	50m: 32.70 (18.03) 75m: 55.68 (22.98)	
15	 Guthrie Camryn	15  Liz van Weli... 0.81	1:12.69 -2.49 Entry: 1:15.18
	25m: 14.68 100m: 1:12.69 (17.19)	50m: 33.27 (18.59) 75m: 55.50 (22.23)	
15	 Daly Harriett	14  Tasman Swi... 0.73	1:12.69 -1.57 Entry: 1:14.26
	25m: 14.79 100m: 1:12.69 (17.57)	50m: 33.37 (18.58) 75m: 55.12 (21.75)	
17	 Hartstonge Kaia	13  Jasi Swim ... 0.65	1:12.83 -3.85 Entry: 1:16.68
	25m: 14.21 100m: 1:12.83 (16.67)	50m: 34.24 (20.03) 75m: 56.16 (21.92)	
18	 McCutcheon Christina	14  Central Ha... 0.70	1:12.85 -2.06 Entry: 1:14.91
	25m: 14.95 100m: 1:12.85 (17.82)	50m: 32.99 (18.04) 75m: 55.03 (22.04)	
19	 Faeamani (V) Carolann	17  Mt Eden Sw... 0.72	1:13.11 -1.46 Entry: 1:14.57
	25m: 14.70 100m: 1:13.11 (17.83)	50m: 32.85 (18.15) 75m: 55.28 (22.43)	
20	 Doncliff Abbie	14  Selwyn Swi... 0.84	1:13.13 -2.22 Entry: 1:15.35
	25m: 15.69 100m: 1:13.13 (17.22)	50m: 34.42 (18.73) 75m: 55.91 (21.49)	
21	 Doney Aubrey	14  Wharenui S... 0.76	1:13.23 -1.24 Entry: 1:14.47
	25m: 15.30 100m: 1:13.23 (17.53)	50m: 33.15 (17.85) 75m: 55.70 (22.55)	
22	 Shields Annabelle	14  Pukekohe S... 0.67	1:13.38 -2.35 Entry: 1:15.73
	25m: 15.58 100m: 1:13.38 (18.21)	50m: 33.96 (18.38) 75m: 55.17 (21.21)	
23	 Hancock Lexi	15  Stratford FI... 0.65	1:13.45 -1.57 Entry: 1:15.02

	25m: 15.24 100m: 1:13.45 (17.25)	50m: 34.02 (18.78)	75m: 56.20 (22.18)		
24	 Neal Audrey	17	 Coast Swim...	0.73	1:13.51 -0.41 Entry: 1:13.92
	25m: 14.79 100m: 1:13.51 (18.87)	50m: 31.96 (17.17)	75m: 54.64 (22.68)		
25	 Evans Isabella	16	 Pukekohe S...	0.67	1:13.59 -1.10 Entry: 1:14.69
	25m: 15.67 100m: 1:13.59 (17.91)	50m: 34.26 (18.59)	75m: 55.68 (21.42)		
26	 Chow Gerayn	13	 North Shor...	0.68	1:13.72 -0.91 Entry: 1:14.63
	25m: 14.84 100m: 1:13.72 (17.37)	50m: 34.34 (19.50)	75m: 56.35 (22.01)		
27	 Cameron Simone	14	 Stratford FI...	0.67	1:14.32 +0.87 Entry: 1:13.45
	25m: 15.30 100m: 1:14.32 (18.65)	50m: 32.93 (17.63)	75m: 55.67 (22.74)		
28	 Blackburn Cayleigh	16	 Waterhole ...	0.82	1:14.38 -0.51 Entry: 1:14.89
	25m: 15.26 100m: 1:14.38 (17.97)	50m: 33.52 (18.26)	75m: 56.41 (22.89)		
29	 Whyte Tamara	13	 Kiwi West A...	0.72	1:14.47 -1.34 Entry: 1:15.81
	25m: 15.41 100m: 1:14.47 (17.61)	50m: 34.95 (19.54)	75m: 56.86 (21.91)		
30	 Lichtwark Addison	13	 Evolution A...	0.77	1:14.51 +0.16 Entry: 1:14.35
	25m: 15.42 100m: 1:14.51 (17.31)	50m: 33.37 (17.95)	75m: 57.20 (23.83)		
31	 MacIntyre Millie	13	 Jasi Swim ...	0.77	1:14.58 -1.54 Entry: 1:16.12
	25m: 15.13 100m: 1:14.58 (16.97)	50m: 34.44 (19.31)	75m: 57.61 (23.17)		
32	 Bryan Emma	14	 Greymouth ...	0.67	1:14.70 -0.76 Entry: 1:15.46
	25m: 14.56 100m: 1:14.70 (18.39)	50m: 33.20 (18.64)	75m: 56.31 (23.11)		
33	 Spencer Smith Evie	14	 Selwyn Swi...	0.73	1:15.07 -0.99 Entry: 1:16.06
	25m: 15.02 100m: 1:15.07 (18.02)	50m: 33.81 (18.79)	75m: 57.05 (23.24)		
34	 Ericson Maddie	13	 Wharenui S...	0.78	1:15.55 -0.50 Entry: 1:16.05
	25m: 15.84 100m: 1:15.55 (17.18)	50m: 36.19 (20.35)	75m: 58.37 (22.18)		
35	 Tang Winnie	14	 North Shor...	0.66	1:15.58 -0.20 Entry: 1:15.78
	25m: 15.45 100m: 1:15.58 (18.06)	50m: 34.40 (18.95)	75m: 57.52 (23.12)		

36	 Harper Maggie	13	 Trojans Swi...	0.73	1:15.76 -1.16 Entry: 1:16.92
	25m: 15.98	50m: 34.95 (18.97)	75m: 57.80 (22.85)		
	100m: 1:15.76 (17.96)				
37	 De Vries Jessie-Catharina	18	 Ice Breaker ...	0.80	1:15.92 +4.27 Entry: 1:11.65
	25m: 15.08	50m: 34.27 (19.19)	75m: 57.17 (22.90)		
	100m: 1:15.92 (18.75)				
38	 Smith Olive	14	 Stratford FI...	0.82	1:16.09 +1.30 Entry: 1:14.79
	25m: 15.87	50m: 34.69 (18.82)	75m: 57.83 (23.14)		
	100m: 1:16.09 (18.26)				
39	 Packham Ana	14	 Waverley S...	0.86	1:16.20 +0.16 Entry: 1:16.04
	25m: 15.93	50m: 35.29 (19.36)	75m: 58.59 (23.30)		
	100m: 1:16.20 (17.61)				
39	 Van Vliet Madelene	15	 Mt Maunga...	0.75	1:16.20 +1.15 Entry: 1:15.05
	25m: 15.65	50m: 33.06 (17.41)	75m: 58.39 (25.33)		
	100m: 1:16.20 (17.81)				
41	 Scott Gemma	13	 Waitaha Sw...	0.79	1:16.63 +0.32 Entry: 1:16.31
	25m: 15.25	50m: 35.17 (19.92)	75m: 58.58 (23.41)		
	100m: 1:16.63 (18.05)				
42	 Ferguson Ariana	17	 North Cant...	0.67	1:16.69 +5.40 Entry: 1:11.29
	25m: 15.27	50m: 33.93 (18.66)	75m: 57.30 (23.37)		
	100m: 1:16.69 (19.39)				
43	 Rollo Elysia	13	 Pukekohe S...	0.74	1:18.32 +1.88 Entry: 1:16.44
	25m: 16.07	50m: 35.94 (19.87)	75m: 59.75 (23.81)		
	100m: 1:18.32 (18.57)				
-	 Vial Francesca	15	 Greendale ...		DNS